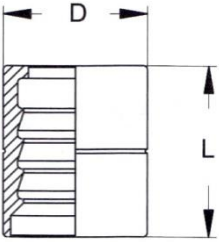
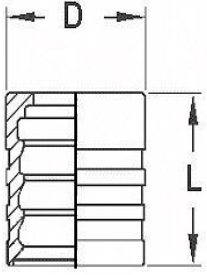
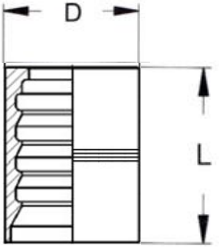


BOCCOLE A PELARE SKIVE FERRULES

GP 14	Codice Code	Diametro Interno Tubo Hose Internal Diameter				Dimensioni mm Dimensions mm		Applicazioni Applications
		DN	mm	SIZE	Inch.	D	L	
	GP14-0400	6	6,3	04	1/4"	20	29,5	SAE 100 R1A EN 853 1ST
	GP14-0500	8	7,9	05	5/16"	22	29,5	
	GP14-0600	10	9,5	06	3/8"	24	32	
	GP14-0800	12	12,7	08	1/2"	29	34	
	GP14-1000	16	15,9	10	5/8"	32	37,2	
	GP14-1200	20	19,1	12	3/4"	36	43,2	
	GP14-1600	25	25,4	16	1"	43	50,6	
	GP14-2000	32	31,8	20	1.1/4"	52	56,7	
	GP14-2400	40	38,1	24	1.1/2"	57	63	
	GP14-3200	50	50,8	32	2"	70	78	

GP 15	Codice Code	Diametro Interno Tubo Hose Internal Diameter				Dimensioni mm Dimensions mm		Applicazioni Applications
		DN	mm	SIZE	Inch.	D	L	
	GP15-0400	6	6,3	04	1/4"	22	30	SAE 100 R2A EN 853 2ST EN 856 4SP
	GP15-0500	8	7,9	05	5/16"	24	31	
	GP15-0600	10	9,5	06	3/8"	26	33	
	GP15-0800	12	12,7	08	1/2"	30	34	
	GP15-1000	16	15,9	10	5/8"	33	39	
	GP15-1200	20	19,1	12	3/4"	38	40	
	GP15-1600	25	25,4	16	1"	46	54	
	GP15-2000	32	31,8	20	1.1/4"	57	60	
	GP15-2400	40	38,1	24	1.1/2"	65	70	
	GP15-3200	50	50,8	32	2"	79	72	

GP 16	Codice Code	Diametro Interno Tubo Hose Internal Diameter				Dimensioni mm Dimensions mm		Applicazioni Applications
		DN	mm	SIZE	Inch.	D	L	
	GP16-1200	20	19,1	12	3/4"	38	45,5	SAE 100 4SH EN856 4SH
	GP16-1600	25	25,4	16	1"	46	60,7	
	GP16-2000	32	31,8	20	1.1/4"	52	66	
	GP16-2400	40	38,1	24	1.1/2"	62	76,5	
	GP16-3200	50	50,8	32	2"	78	80	