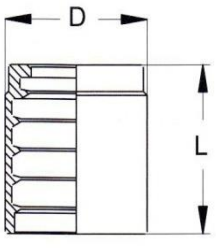
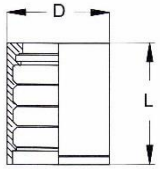
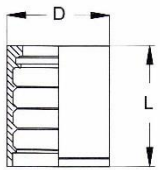
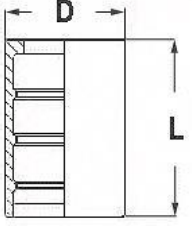


BOCCOLE A NON PELARE
NO SKIVE FERRULES

GP 10	Codice Code	Diametro Interno Tubo Hose Internal Diameter				Dimensioni mm Dimensions mm		Applicazioni Applications
		DN	mm	SIZE	Inch.	D	L	
	GP10-0400	6	6,3	04	1/4"	22	30,5	SAE 100 R1AT EN 853 1SN
	GP10-0500	8	7,9	05	5/16"	24	30,0	
	GP10-0600	10	9,5	06	3/8"	26	32,0	SAE 100 R2AT EN 853 2SN
	GP10-0800	12	12,7	08	1/2"	29	34,0	
	GP10-1000	16	15,9	10	5/8"	33	37	EN 857 2SC
	GP10-1200	19	19,1	12	3/4"	37	42	
	GP10-1600	25	25,4	16	1"	46	51	
	GP10-2000	31	31,8	20	1.1/4"	59	59	
	GP10-2400	38	38,1	24	1.1/2"	67	67	
	GP10-3200	51	50,8	32	2"	80	72	

GP 11	Codice Code	Diametro Interno Tubo Hose Internal Diameter				Dimensioni mm Dimensions mm		Applicazioni Applications
		DN	mm	SIZE	Inch.	D	L	
	GP11-0400	6	6,3	04	1/4"	20	30,5	SAE 100 RIAT EN 853 1SN
	GP11-0500	8	7,9	05	5/16"	22	30,5	
	GP11-0600	10	9,5	06	3/8"	24	31,5	

GP 12	Codice Code	Diametro Interno Tubo Hose Internal Diameter				Dimensioni mm Dimensions mm		Applicazioni Applications
		DN	mm	SIZE	Inch.	D	L	
	GP12-0400	6	6,3	04	1/4"	19	23	EN 857 1SC
	GP12-0500	8	7,9	05	5/16"	23	30	
	GP12-0600	10	9,5	06	3/8"	26,5	32	

GP 13	Codice Code	Diametro Interno Tubo Hose Internal Diameter				Dimensioni mm Dimensions mm		Applicazioni Applications
		DN	mm	SIZE	Inch.	D	L	
	GP13-0300	5	4,8	03	3/16"	14	27	SAE 100 R6
	GP13-0400	6	6,3	04	1/4"	17	29	
	GP13-0500	8	7,9	05	5/16"	19	30	SAE 100 R7
	GP13-0600	10	9,5	06	3/8"	21	31	
	GP13-0800	12	12,7	08	1/2"	25,4	34	SAE 100 R8
	GP13-1000	16	15,9	10	5/8"	28,5	36	
	GP13-1200	19	19,1	12	3/4"	32	36	EN 854 2TE
	GP13-1600	25	25,4	16	1"	40	50	