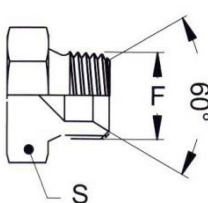
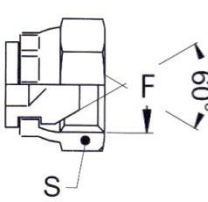


ADAPTERS

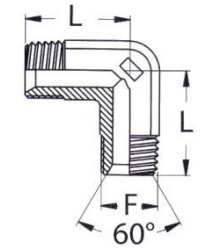
TAPPO GAS - MASCHIO CILINDRICO SVASATO 60° B.S.P. PLUG - MALE 60° CONE SEAT

TCG	Codice Code					Filetto Thread	Dimensioni mm Dimensions mm
						F	S
	TCG-0400					1/4" - 19	19
	TCG-0600					3/8" - 19	22
	TCG-0800					1/2" - 14	27
	TCG-1200					3/4" - 14	32
	TCG-1600					1" - 11	41
	TCG-2000					1.1/4" - 11	50
	TCG-2400					1.1/2" - 11	55

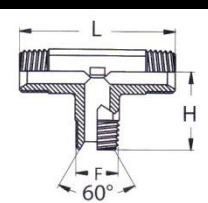
TAPPO FEMMINA GIREVOLE GAS - CONO 60° B.S.P. PLUG - SWIVEL FEMALE 60° CONE

TFG	Codice Code					Filetto Thread	Dimensioni mm Dimensions mm
						F	S
	TFG-0400					1/4" - 19	19
	TFG-0600					3/8" - 19	22
	TFG-0800					1/2" - 14	27
	TFG-1200					3/4" - 14	32
	TFG-1600					1" - 11	41
	TFG-2000					1.1/4" - 11	50
	TFG-2400					1.1/2" - 11	55

ADATTATORE "L" MASCHIO GAS CILINDRICO - SVASATO 60° B.S.P. "L" ADAPTER - MALE 60° CONE SEAT

AMCG 90	Codice Code					Filetto Thread	Dimensioni mm Dimensions mm
						F	L
	AMCG9-0400					1/4" - 19	28
	AMCG9-0600					3/8" - 19	30
	AMCG9-0800					1/2" - 14	37
	AMCG9-1200					3/4" - 14	40
	AMCG9-1600					1" - 11	50
	AMCG9-2000					1.1/4" - 11	58,5

ADATTATORE "T" MASCHIO GAS CILINDRICO - SVASATO 60° B.S.P. "T" ADAPTER - MALE 60° CONE SEAT

AMCG-T	Codice Code					Filetto Thread	Dimensioni mm Dimensions mm	
						F	L	H
	AMCGT-0400					1/4" - 19	54	27
	AMCGT-0600					3/8" - 19	60	30
	AMCGT-0800					1/2" - 14	74	37
	AMCGT-1200					3/4" - 14	80	40
	AMCGT-1600					1" - 11	100	50